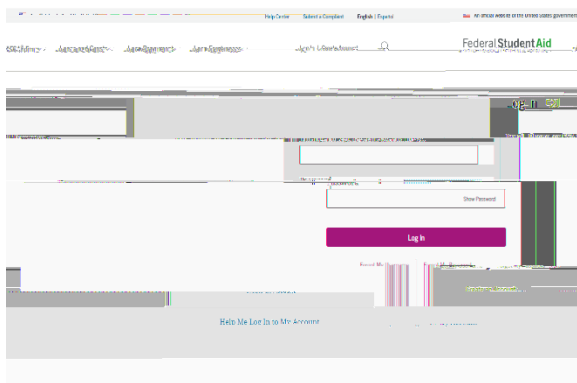


# DID YOU YOU CAN VIEW YOUR FEDERAL STUDENT LOANS AT ANY TIME!

The Federal Student Aid website has all of the Federal Student Loan information you need. Just follow these steps to view your loans.

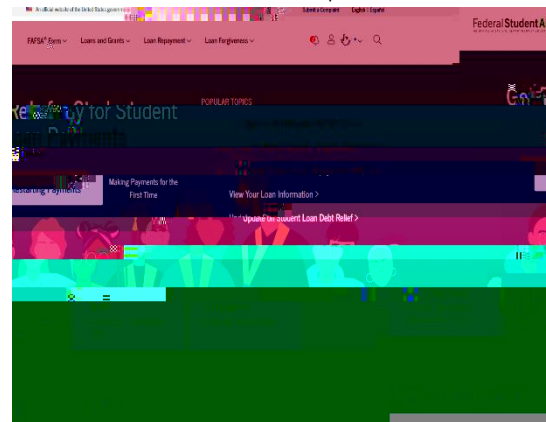
## Step 1:

Access [studentaid.gov](https://studentaid.gov) and log into your account.



## Step 2:

Hover over your name in the top right and click on



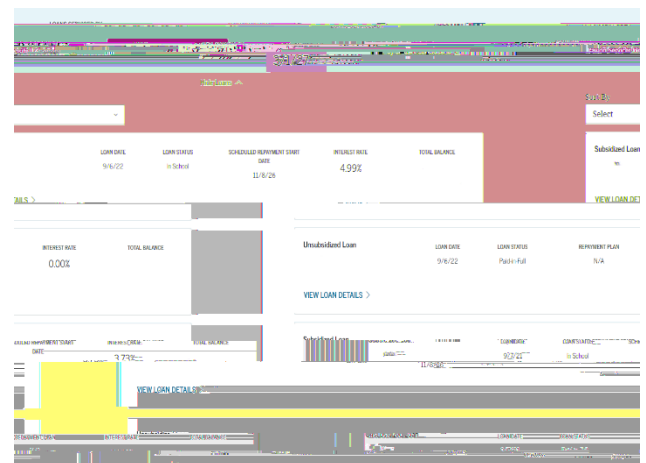
## Step 3:

Make sure that you are on the "Loan" page and not the "Grant" page. Then, click on "View Breakdown"



## Step 4:

Once you see your "Loan Breakdown," click "View Loans"



If you have any questions about this sheet, please contact the Financial Aid Office at (717) 691-6007 or [finaid@messiah.edu](mailto:finaid@messiah.edu).